

# 2024 Product Guide





## Mapleseed

Founding company, Hogg and Lytle Seeds, first opened their doors in 1882. From this modest beginning, Mapleseed has evolved and grown through our ability to meet the needs of our customers.

Products offered for sale represent species and varieties that have demonstrated improvements in persistence, yield and forage quality in our Canadian climate and soil conditions.

Mapleseed has specialized production field staff and processing facilities designed to keep you profitable in today's competitive market.

Our commitment to ensuring maximum quality is backed by:

- ✓ Accredited seed processing facilities
- ✓ CFIA certified tagging
- ✓ Random monitoring of product quality
- ✓ Accredited seed importer

### **At Mapleseed, we continually strive to be your **Partner in Innovation****

We offer a full line of forage and lawn seed products through our extensive and knowledgeable dealer network in Ontario, Quebec and Atlantic Canada.

## Contents

<u>Customer Service</u>	<u>2</u>
<u>Alfalfa</u>	<u>3</u>
<u>Grasses &amp; Clovers</u>	<u>5</u>
<u>Forage Maturity Matrix</u>	<u>6</u>
<u>XL Brand Products</u>	<u>7</u>
<u>PastureXL Mixtures</u>	<u>8</u>
<u>Cover Crops</u>	<u>9</u>
<u>Summer Annuals</u>	<u>11</u>
<u>Food Plot &amp; Wildlife</u>	<u>12</u>
<u>Lawn Seed</u>	<u>13</u>

# Customer Service Standards - building a culture of trust

2

Customer Service Standards

## Communication

Customers can expect and trust professional advice and support

## Commitment

Customers can expect delivery of quality products and friendly service

## Credibility

Customers can expect accurate information and added value working with us

## About Us

DLF Canada was formed in 2013 when DLF acquired Pickseed Canada and Pickseed USA. DLF was founded in 1906 and is the global market leader in the research, development, production and distribution of turfgrass and forage crop seed.

DLF is owned by 3,000 Danish seed growers and has subsidiaries or sales offices in 20 countries around the world.

DLF Canada is headquartered in Lindsay, Ontario with products being marketed utilizing the DLF and Mapleseed brand names. Our brands are backed by a trusted and proven reputation for quality, agronomic advice and a commitment to research and technology. Our dedicated team provides practical and effective solutions to improve your profitability and reduce your operating risk.



**Ryan Parish**

*Sales Manager, East Ag,  
Ontario & Atlantic Canada*



**Larry Mastine**

*Director,  
Québec*



**Scott Fisher**

*Sales Manager,  
Western Ontario  
519 281 0032*



**Gord Tomlinson**

*Sales Manager,  
Eastern Ontario  
705 341 7618*



**Jacques Laberge**

*Sales Manager,  
Québec  
450 799 4566*



**Amanda Reynolds**

*Customer Service Associate,  
Ontario*



**Allyson Smith**

*Customer Service Associate  
Québec*



**Matt Anderson**

*Director of Portfolio Management,  
North America*



**Sylvia Megens**

*Manager,  
Product Development*





# Fortune

## Alfalfa

Fortune demonstrates very good forage yield and disease resistance. It exhibits improved forage quality, multifoliate leaf expression and very fast regrowth after cutting.

Fall Dormancy	4
Winter Survival Rating	Good, 1.4
Disease Resistance	30/35

	HARVEST YEARS	TOTAL CUTS	# OF STATION YEARS	YIELD (KG/HA)	YIELD (T/AC)	% OF COMPETITOR CHECK
Fortune	2013-2021	180	59	10,175	4.12	103
Competitor Checks	2013-2021	180	59	9,912	4.01	100

Locations:

Ontario: Lindsay, Woodstock, Port Hope; Quebec: St. Hyacinthe; Manitoba: Portage la Prairie Alberta: Taber

Competitor Checks:

54Q14, 55Q27, 55V48, 54Q32, 55V50, 53Q30, Dominator, Showdown, Surge HG

**F8515\***



■ 85% Fortune Alfalfa  
■ 15% Richmond Timothy

**F80128\***



■ 80% Fortune Alfalfa  
■ 12% Richmond Timothy  
■ 8% Mahulena Festulolium



## Premium XL

NEW

### Alfalfa Blend

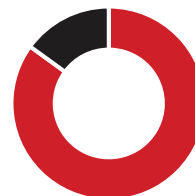
This blend contains multifoliate varieties that bring high yield and forage quality potential with the exceptional persistence you demand.

### 7030 XL



■ 70% Premium XL Alfalfa  
■ 30% Top Tim XL Timothy

### 8515 XL



■ 85% Premium XL Alfalfa  
■ 15% Top Tim XL Timothy

## Team™ Brand

### Alfalfa Blend

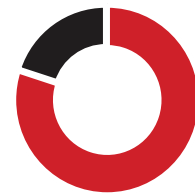
A genetically diversified alfalfa blend with high yield, good disease resistance and wide adaptability.

### T80128



■ 80% Team™ Brand Alfalfa  
■ 12% Top Tim XL Timothy  
■ 8% Mahulena Festulolium

### T8020\* - Hay Maker™ Pro



■ 80% Team™ Brand Alfalfa  
■ 20% Top Tim XL Timothy

### T6040



■ 60% Team™ Brand Alfalfa  
■ 40% Top Tim XL Timothy




\* Alfalfa is pre-inoculated with Nitragin® Gold and Apron XL LS


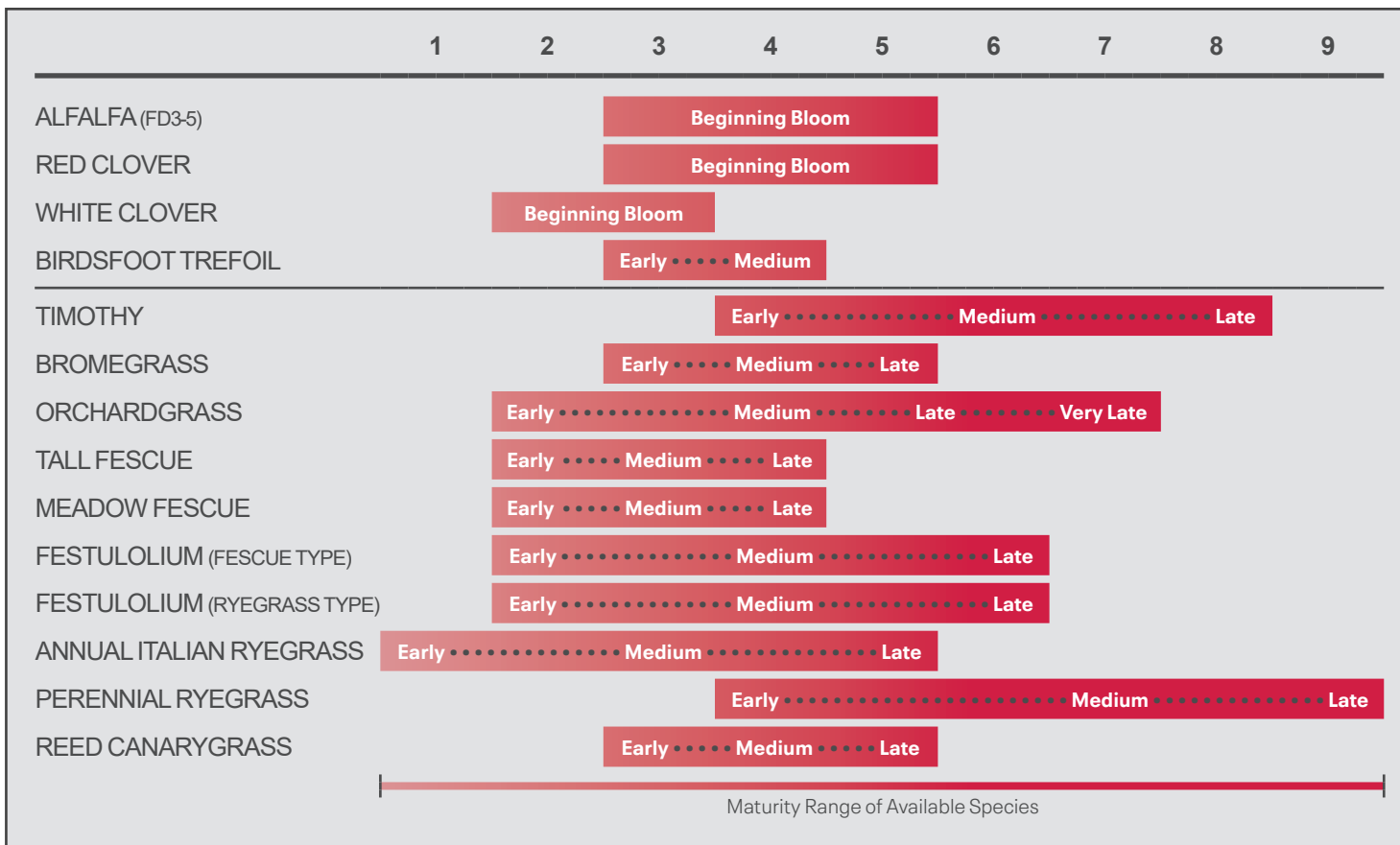
**RICHMOND****Timothy****EARLY  
MATURITY****SPRING  
VIGOUR****FORAGE  
QUALITY****ECHELON****Orchardgrass****LATE  
MATURITY****DISEASE  
RESISTANCE****FORAGE  
QUALITY****TOWER****Fescue, Tall****LATE  
MATURITY****DISEASE  
RESISTANCE****STRESS  
TOLERANCE****MAHULENA (FESCUE TYPE)****Festulolium****FORAGE  
YIELD****DISEASE  
RESISTANCE****FORAGE  
QUALITY****Other Species**

Alsike Clover  
 Berseem Clover  
 Red Clover  
 Yellow Blossom Clover  
 Crimson Clover  
 Huia White Clover  
 Ladino White Clover

Birdsfoot Trefoil  
 Annual Ryegrass  
 Kentucky Bluegrass  
 Meadow Fescue  
 Reed Canarygrass  
 Bromegrass  
 Perennial Ryegrass



**When possible choose species and cultivars which have similar maturities and that reflect harvesting frequency**



# XL Brand Blended Products

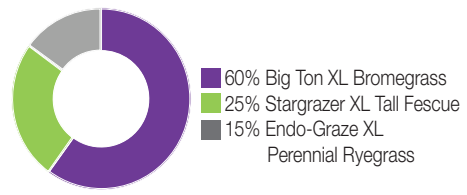
Represent branded products that provide good value, maximum flexibility, more profit potential and continuous innovation. XL brands contain one or more improved varieties.



<b>PREMIUM XL</b>	<b>ALFALFA</b>	• Very good forage yield	• Very good forage quality
<b>TOP TIM XL</b>	<b>TIMOTHY</b>	• Excellent winterhardiness	• Excellent for hay or pasture
<b>HAYMATE XL</b>	<b>ORCHARDGRASS</b>	• Excellent for hay or pasture	• Improved disease resistance
<b>BIG TON XL</b>	<b>BROMEGRASS</b>	• Excellent winterhardiness	• Very good forage quality
<b>ENDO-GRAZE XL</b>	<b>PERENNIAL RYEGRASS</b>	• Fast establishment	• Excellent forage quality
<b>DEFIANT XL</b>	<b>REED CANARYGRASS</b>	• Can be used for hay, silage or pasture	• Extremely stress tolerant
<b>RED CARPET XL</b>	<b>RED CLOVER</b>	• Fast establishment	• Multi-cut varieties
<b>ORION XL</b>	<b>LADINO WHITE CLOVER</b>	• Good regrowth following grazing	• Easy to establish
<b>LOTUS XL</b>	<b>BIRDSFOOT TREFOIL</b>	• Tolerant of poorly drained soils	• Non-bloating legume
<b>FUSION XL</b>	<b>FESTULOLIUM</b>	• Very good forage quality	• Very good forage yield
<b>STARGRAZER XL</b>	<b>TALL FESCUE</b>	• Endophyte free	• Can be used for hay or pasture
<b>TETRABANA XL</b>	<b>ITALIAN RYEGRASS</b>	• Fast establishment	• Excellent forage yield in seeding year

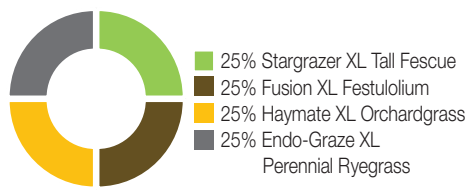
## 3-Way XL

Add more grass to your hay or pasture mixture

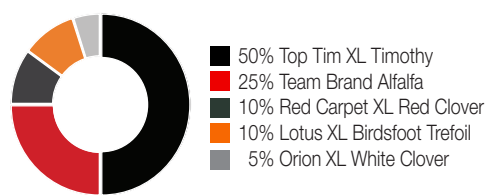


## Extreme XL

Works best in 3-4 cut system



## Hay Maker™ Lowland XL





# Pasture XL Mixtures

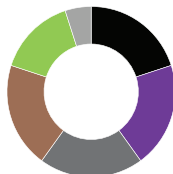
Top performing, palatable and durable pasture mixes optimized for effective grazing and traffic tolerance. All mixtures are endophyte free.



## Cattle XL

*(Coarse seed separate)*

A high performing and palatable grass based mix for a long-term sustainable pasture



- 20% Top Tim XL Timothy
- 20% Big Ton XL Bromegrass
- 20% Endo-Graze XL Per. Ryegrass

- 20% Fusion XL Festulolium
- 15% Stargrazer XL Tall Fescue
- 5% Orion XL Ladino Clover

## HP-152 XL

*(Seed mixed)*

Grass-based mix designed for full season grazing. Stands up to the wear and tear of horse hooves



- 30% Top Tim XL Timothy
- 22% Fusion XL Festulolium
- 21% Endo-Graze XL Per. Ryegrass

- 15% Haymate XL Orchardgrass
- 7% Balin Kentucky Bluegrass
- 5% Grasslands Huia White Clover

## Intensive XL

*(Coarse seed separate)*

Premium pasture blend for high productivity and pasture gains



- 20% Premium XL Alfalfa
- 20% Big Ton XL Bromegrass
- 15% Top Tim XL Timothy
- 10% Defiant XL Reed Canarygrass

- 10% Stargrazer XL Tall Fescue
- 10% Haymate XL Orchardgrass
- 10% Fusion XL Festulolium
- 5% Orion XL Ladino Clover



**We have a broad range of high value mixtures that will meet your needs!**

### SF Cover Starter



Winter (Cereal) Rye	91%
Soil First® Select Radish	9%



**WEED  
SUPPRESSION**



**COMPACTION  
ALLEVIATION**



**BIOMASS  
PRODUCTION**

**Seeding Rate:** 30 - 35 lbs/acre

#### When to use

- After corn, before soybeans
- After corn silage *with manure application*
- After winter wheat, before corn *with manure application*

### SF Corn Interseed



ColdSnap™ Brand Ryegrass	80%
Crimson Clover	20%



**WEED  
SUPPRESSION**



**EASY  
ESTABLISH**



**EROSION  
CONTROL**

**Seeding Rate:** 20 - 25 lbs/acre

#### When to use

- Into corn at the 6-8 leaf stage

### SF Field Fit



Spring Oats	90%
Soil First® Select Radish	10%



**WEED  
SUPPRESSION**



**COMPACTION  
ALLEVIATION**



**EASY  
ESTABLISH**

**Seeding Rate:** 30 - 35 lbs/acre

#### When to use

- After corn, before soybeans
- After soybeans, before corn *to generate extra forage*
- After corn silage
- After winter wheat, before corn *to generate extra forage*

### SF Cover Starter Plus



Winter (Cereal) Rye	72%
Crimson Clover	20%
Soil First® Select Radish	8%



**WEED  
SUPPRESSION**



**COMPACTION  
ALLEVIATION**



**EROSION  
CONTROL**

**Seeding Rate:** 30 - 35 lbs/acre

#### When to use

- After corn silage
- After soybeans, before corn
- After winter wheat, before corn

### SF Multi-Purpose



Winter Triticale	50%
Winter Peas	38%
Soil First® Select Radish	6%
Hybrid Brassica	6%



**WEED  
SUPPRESSION**



**BIOMASS  
PRODUCTION**



**EASY  
ESTABLISH**

**Seeding Rate:** 30 - 35 lbs/acre

#### When to use

- After corn, before soybeans
- After soybeans, before corn
- After corn silage *to generate extra forage*

### SF Soil Builder



ColdSnap™ Brand Ryegrass	80%
Crimson Clover	12%
Soil First® Select Radish	8%



**WEED  
SUPPRESSION**



**COMPACTION  
ALLEVIATION**



**EASY  
ESTABLISH**

**Seeding Rate:** 25 - 30 lbs/acre

#### When to use

- After corn, before soybeans
- After corn silage *no N fertilizer applied*
- After winter wheat, before corn *no N fertilizer applied*

# Determine your Goal



EASY ESTABLISH



P & K CYCLING



POLLINATOR BENEFIT



COMPACTION ALLEVIATION



WEED SUPPRESSION



BIOMASS PRODUCTION



EROSION CONTROL



NITROGEN FIXER

BEST TIME TO PLANT

SEEDING RATE (Drill) LBS./ACRE

## Select your Species

### LEGUMES

### NON LEGUMES

### BRASSICAS

	Crimson Clover	Red Clover	Berseem Clover	Winter Peas	Hairy Vetch	Sunn Hemp	Italian Ryegrass	Winter (Cereal) Rye	Winter Triticale	Spring Oats	Pearl Millet	Sorghum x Sudangrass	Buckwheat	Soil First® Radish	Turnip	Rapeseed	Braco Mustard	Hybrid Brassica
EASY ESTABLISH	4	3	4	4	3	3	5	4	4	4	5	4	5	5	5	5	5	5
P & K CYCLING	3	4	4	2	4	3	3	4	4	3	3	3	5	4	3	4	3	3
POLLINATOR BENEFIT	3	4	3	4	5	4	2	1	1	1	3	3	5	2	3	4	5	3
COMPACTION ALLEVIATION	2	4	2	2	3	2	5	4	2	2	3	4	3	5	3	5	4	3
WEED SUPPRESSION	4	4	4	4	4	4	5	5	4	4	5	5	5	5	5	3	3	4
BIOMASS PRODUCTION	3	4	3	3	4	5	3	4	5	4	5	5	4	4	4	4	4	4
EROSION CONTROL	3	3	4	3	3	3	5	5	4	4	4	4	2	4	3	4	3	4
NITROGEN FIXER	Fixer	Fixer	Fixer	Fixer	Fixer	Fixer	Scavenger	Scavenger	Scavenger	Scavenger	Scavenger	Scavenger	Scavenger	Scavenger	Scavenger	Scavenger	Scavenger	Scavenger
BEST TIME TO PLANT	Spring, Late Summer	Spring, Late Summer, Fall	Spring, Late Summer	Spring, Late Summer	Late Summer, Fall	Summer, Late Summer	Spring, Late Summer, Fall	Late Summer, Fall	Late Summer, Fall	Spring, Late Summer	Summer, Late Summer	Summer	Spring, Summer	Late Summer	Late Summer	Spring, Late Summer	Spring, Late Summer	Summer, Late Summer
SEEDING RATE (Drill) LBS./ACRE	10-15	8-12	8-20	75-120	15-30	15	15-30	30-50	30-50	30-50	20-30	25-70	40-55	3-8	2-6	4-6	6-15	4-8

1=Poor 2=Average 3=Good 4=Very Good 5=Excellent

## TIPS FOR MANAGING SUMMER ANNUALS AND OTHER COVER CROPS FOR FORAGE

### NITRATE TOXICITY:

- Common when fertility or manure applications are followed by a period of drought or stress.
- Cut plants do not lessen in their nitrate levels as they cure.
- If high levels are suspected, forage should be tested for a period of a few weeks until levels subside

Though often linked to summer annual grasses, increased nitrate levels can show up in most cover crops and forages.

1. Nitrates are concentrated in the lower stalk – raising cutting height can reduce the risk
2. When a stressful drought precedes a moisture event, delay harvest by 1 - 2 weeks
3. Consider split applications of nitrogen

### PRUSSIC ACID POISONING:

- Can occur when feeding forage sorghums after periods of drought or other stress, including frost.
- Toxic levels dissipate usually after 2 - 3 weeks and will further decrease when ensiled.
- Prussic acid is most concentrated in new growth, so sorghum forages should not be grazed until they are at least 18" tall.
- Storing hay or silage for at least 30 days generally dissipates the concern.

## Summer Annuals

### Sorghum-Sudangrass

- Includes the brown mid-rib (BMR) trait
- Improved digestibility and higher energy forage
- Primarily used for grazing
- Faster regrowth than forage sorghum
- Stronger stalk strength than sudangrass

### Japanese Millet

- Can be used for forage or summer cover crop
- Does well in wet soils
- Fast growth and a fibrous root system
- Makes high quality forage for grazing or hay
- Warm season annual, with no prussic acid

### Perform Pearl Millet

- High leaf-to-stem ratio
- Improved standability
- Adaptable to marginal soils
- No prussic acid concerns
- Flexible to various pH soils

### Piper Sudangrass

- Very good biomass producer
- Ideal for grazing and hay operations
- Easy drydown
- Quick regrowth
- Good prevented plant option





# Create the Edge with Brier Ridge® Premium Food Plot Seed

Look to Brier Ridge® premium food plot seed to help you create the edge at your hunting location. Brier Ridge food plot seed has been formulated to provide superior performance in establishing, attracting and keeping those trophy bucks and turkeys on your property.

**BRIER  
RIDGE®**  
Food Plot Seed

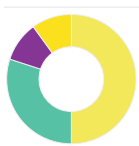
12

Food Plot & Wildlife

## FALL FEAST

Brier Ridge Fall Feast allows for forage in late fall and early winter. After a hard frost in fall, sugars will flush the vegetative growth of the turnips offering succulent forage. The oats will grow quickly, and provide extensive leafy forage for deer to browse from early fall into cooler temps due to their winter hardiness. The cold tolerant winter peas are a nutritious deer favorite. The Titan brassica is the most preferred rape x kale acultivar available.

- 40% Spring Oats
- 40% Winter Peas
- 10% Purple Top Turnips
- 10% Rapeseed



## HORN HONEY

Brier Ridge Horn Honey food plot mix is specially formulated with high quality clovers and chicory that will be sure to bring in the does and BUCKS! With proper planting and maintenance, this mixture will last for years. Foundation for any quality deer management plan.

- 25% Orion XL Ladino Clover
- 25% Red Carpet XL Red Clover
- 25% Intermediate White Clover
- 15% Radium XL Alsike Clover
- 10% Chicory



## RUT N READY


Brier Ridge Rut N Ready Food plot mix is a fall seeded mix containing unique brassicas. Planting this plot offers deer a food source from late fall into early winter. After a hard frost sugars will flush the vegetative growth and deer will dig through snow to feed on these leafy greens. Plant this plot 6-8 weeks out from killing frost.

- 30% Tillage Radish®
- 20% Rapeseed
- 20% Purple Top Turnips
- 10% Forage Kale
- 10% Titan Hybrid Brassica
- 10% Forage Collards



## NATURE'S CHOICE

A wildlife mixture for establishing feeding areas for deer, wild turkeys and other wildlife. Contains forage rapeseed, turnip, kale, white clover, red clover, alsike clover, timothy, orchardgrass, perennial ryegrass, sorghum sudangrass and Japanese millet.



**Kickass Grass**

Made for the Canadian climate. Drought and heat tolerant, salt tolerant.

40% Certified Turf Type Tall Fescue  
30% Perennial Ryegrass  
20% Creeping Red Fescue  
10% Chewings Fescue

**M.T.O (modified)**

This mixture works well for roadsides and rough areas

52% Creeping Red Fescue  
10% Kentucky Bluegrass  
35% Perennial Ryegrass  
3% White Clover

**Grow Green™**

This mixture has more ryegrass which provides very fast establishment

Creeping Red Fescue  
Kentucky Bluegrass  
Perennial Ryegrass  
Annual Ryegrass

**Fairway 'B'™**

An all-purpose turf mixture for use in full sun or moderate shade

Kentucky Bluegrass  
Creeping Red Fescue  
Perennial Ryegrass

**Campus Green**

All purpose mixture with rapid establishment, shade tolerance and a rich dark green colour

20% Perennial Ryegrass  
40% Creeping Red Fescue  
40% Kentucky Bluegrass

**Fairway 'Plus'™**

Premium certified all-purpose lawn mixture

30% Certified Kentucky Bluegrass  
50% Certified Creeping Red Fescue  
20% Certified Perennial Ryegrass

**Turfline®** - *The garden owner's favourite*

**Sunshine**



Coated

50% Perennial Ryegrass  
30% Creeping Red Fescue  
20% Kentucky Bluegrass

**Turbo**



Coated

60% Perennial Ryegrass  
20% Annual Ryegrass  
10% Double 4N Perennial Ryegrass  
10% Kentucky Bluegrass

**Shadow**



Coated

50% Creeping Red Fescue  
20% Chewings Fescue  
20% Perennial Ryegrass  
5% Kentucky Bluegrass  
5% Ridu Hard Fescue

**Waterless**



Coated

40% Nightcrawler Tall Fescue  
30% Perennial Ryegrass  
20% Creeping Red Fescue  
10% Chewings Fescue

GRASS SPECIES	GERM/DAYS	SHADE	ESTABLISHMENT	DROUGHT	LEAF
Kentucky Bluegrass	8-14	Poor/Good	Moderate	Good	Moderate/Fine
Perennial Ryegrass	7-14	Poor/Moderate	Very Fast	Good	Fine
Creeping Red Fescue	10-14	Excellent	Moderate/Fast	Good	Moderate/Fine
Chewings Fescue	10-14	Excellent	Moderate/Fast	Good/Excellent	Fine
Hard/Sheeps Fescue	14-20	Excellent	Slow/Moderate	Excellent	Fine
Tall Fescue	10-14	Excellent	Moderate	Excellent	Moderate/Coarse

## FAQs

### WHEN TO SEED

Seeding can be done May to mid-June; however, the best time is between late August to September. Over-seed in spring and fall for maximum weed control.

### SOIL PREPARATION

Lightly rake the soil surface to remove any thatch or debris and to roughen or loosen the soil. The grass seed must have contact with the soil in order to germinate. Do not bury the seed or it could fail to emerge.

### APPLYING SEED

For small areas, apply by hand. For larger areas, use a fertilizer spreader and distribute seed evenly in two directions. Rake lightly for good seed soil contact.

### FERTILIZER

Apply fertilizer every 4-6 weeks during growing season

### WATERING

Keep newly seeded areas moist for first 3-4 weeks. Do not let the soil dry out in between waterings and don't allow the water to pool.

### MOWING

First mowing should take place 3-6 weeks when the grass seedlings reach 2-3 inches in height.

### OVERSEEDING

A thick, healthy lawn is the best defense against weeds, disease, drought and insect damage. Overseeding can quickly repair a lawn that is thin and patchy.

